

产品规格书
Specification

客 户 Customer	:	<u>ABH-NORD GMBH</u>	
机种名称 Type	:	<u>锂离子电池充电器</u> <u>Li-ion battery charger</u>	
产品型号 Model	:	<u>LBC034420060</u>	
发行版本 Reversion	:	<u>V1.0</u>	
制作日期 Date	:	<u>2022/7/22</u>	
基本规格 Basic spec	:	输 入 Input	: <u>100-240Vac</u>
		输 出 Output	: <u>42V6A</u>
		输入线材 Input cord	: <u>EU 3pin AC plug power supply cord</u>
		输出线材 Output cord	: <u>3PIN Plug(GC3003)(Cusmade)</u>
		包 装 盒 Individual box	: <u>Kraft box(Maroon)</u>
		适用电池 Ft for battery of	: <u>10S(each cell 4.2V)</u>

批准Approvalled by	审核Checked by	制作Prepared by
Roven Jiang		He Min
客户承认Customer approval		
批准Approvalled by	审核Checked by	测试Tested by

公司：深圳市艾特能科技有限公司

Company: Shenzhen Atnen Technology Co., Ltd.

地址：深圳市龙华区观湖街道新田社区创新工业园17号D栋厂房401

Address: Room 401, Building D, No. 17, Xintian Community Innovation Industrial Park,
Guanhu Street, Longhua District, Shenzhen, China

电话：86-755-29084830

Telephone: 86-755-29084830

目录 Contents

一、简介	Introduction
二、环境特性	Environmental characteristics
2.1、工作、存储温度	Operation, storage temperature
2.2、工作、存储湿度	Operation, storage humidity
三、输入特性	Input characteristics
3.1、输入电压范围	Input voltage range
3.2、输入电压频率范围	Input voltage frequency range
3.3、空载功耗	Input power consumption (no load)
3.4、满载输入电流	Input current (full load)
3.5、浪涌电流	Inrush current
3.6、效率	Efficiency
3.7、功率因素	Power factor
四、输出特性	Output characteristics
4.1、输出电压	Output voltage
4.2、纹波噪声	Ripple noise
4.3、充电特性	Charge characteristic
4.4、LED指示	LED indication
五、保护特性	Protection characteristics
5.1、短路保护	Short circuit protection
5.2、定时保护	Timing protection
5.3、过压过流保护	Over-voltage/current Protection
5.4、过温保护	Over temperature protection
5.5、充饱关断	Charging full protection
5.6、防倒灌保护	Battery recharging protection

六、安规认证&电磁兼容	Safety & EMC
6.1、安规认证	Safety
6.2、电磁兼容	EMC
七、安全、可靠性能	Reliability
7.1、绝缘阻抗	Insulation impedance
7.2、绝缘耐压	Withstand voltage
7.3、跌落特性	Drop Test
7.4、振动特性	Vibration and shock
7.5、温度上升	Temperature rise
八、机械结构	Mechanical
8.1、输入连接座	Inlet socket
8.2、输入线材	AC power cord
8.3、输出线材	DC power cord
8.4、外观尺寸	Housing case dimension
8.5、摇摆特性	Swing characteristics
8.6、线材拉力特性	Cord pulling strength
九、外包装	Package
9.1、标签	Label
9.2、说明书	User manual
9.3、主体盒	Individual box
9.4、主体箱	Carton box
9.5、包装方式	Packing way

一、简介 Introduction

该产品为交流转直流锂离子电池充电器，基本特性如下：

This unit is the AC to DC li-ion battery charger, basic characteristics are as below:

输入电压 Input voltage	输出电压 Output voltage	充电电流 Charge current	总输出功率 Max output power	适配电池 Fit for battery of
100-240Vac	42±0.2V	6±0.4A	252W	10S (each cell 4.2V)

二、环境特性 Environmental characteristics

序号 No	项目 Item	规格 Spec	备注 Remark
1	工作温度 Operation temp.	0 - 40 °C	
	存储温度 Storage temp.	-20 - 60 °C	
2	工作湿度 Operation humidity	5 - 65%	
	存储湿度 Storage humidity	5 - 65 %	
3	散热方式 Cooling mode	<input checked="" type="checkbox"/> 全封闭Full closed <input type="checkbox"/> 散热孔Heat dissipation hole <input type="checkbox"/> 内部灌胶 Glue inside <input type="checkbox"/> 带风扇With fan	<input type="checkbox"/> 金属外壳Metal shell <input checked="" type="checkbox"/> 塑胶外壳Plastic shell

三、输入特性 Input characteristics

序号 No.	项目 Item	规格 Spec	备注 Remark
1	输入电压范围 Input voltage range	90-264VAC	额定电压100-240Vac Rated voltage 100-240Vac
2	输入电压频率范围 Input voltage frequency range	47-63HZ	
3	空载功耗 Power consumption (no load)	≤2.0W	
4	满载输入电流 Input current (full load)	≤3.2A	
5	浪涌电流 Inrush current	≤70A	冷启动 Cold start
6	效率 Efficiency	≥90%	额定电压/满负载 Rating input/Full load
7	功率因数 Power factor	≥0.9	满负载 Full load

四、输出特性 Output characteristics

序号 No.	项目 Item	规格 Spec	备注 Remark
1	输出电压 Output voltage	42±0.2V	空载直接输出42.0±0.2V No-load directly outputs 42.0±0.2V
2	纹波&噪声 Ripple & noise	≤300 mV	输出端并联一个104瓷片电容和一个10UF电解电容，示波器带宽设置为20MHZ Connect a 104 ceramic capacitor and a 10UF electrolytic capacitor parallelly to the ouput sideand set the occilloscope bandwideth 20MHZ.

序号 No.	项目 Item	规格 Spec	备注 Remark
3	充电特性 Charge characteristics	500±200mA	电池电压：25±2V<V<30±2V Battery voltage:25±2V<V<30±2V
		6.0±0.4A	电池电压：30±2V<V<40.8V Battery voltage:30±2V<V<40.8V
		500±200mA	转红灯点 The point turn to red LED
		300±150mA	转绿灯点 The point turn to green LED
		>40.8V	恒流转恒压点 CC-CV point
4	LED灯指示 LED indicator	不亮灯 No light	AC关断时 Cut off AC
		亮红灯 Red light	充电中 Charging
		红灯闪 Red light flashing	异常时（短路、反接、过压、过流、过温） Abnormal state(sc, reversed polarity, ovp, ocp, otp)
		亮绿灯 Green light	充满 Fully charged

五、保护特性

Protection characteristics

序号 No.	项目 Item	规格 Spec	备注 Remark
1	短路保护 Output short protection	充电器保护闪红灯 the charger protect and flashes red light	故障移除后可恢复 Recovery after the fault removed
	定时保护 Timing protection	1小时±20分钟 1hour ±20 minutes	电池电压在25-30V之间时启动定时A, 1小时后电池电压仍低于30V, 则停止充电, 闪红灯 Timing A will be started once the BAT is checked between 25-30V, and charging stop with red led flashing if bat can't be charged above 30V in 1hour
12±0.5 小时 12±0.5 hours		充电电流在3.0A以上时启动定时B, 12小时后充电电流仍然高于3.0A, 则停止充电, 闪红灯 Timing B will be started once the charging current is detected above 3.0A, and charging stop with red led flashing if charging current can't fall down below 3.0A in 12 hours,	
4±0.5 小时 4±0.5 hours		充电电流在3A以下后启动定时C, 4小时后如仍在充电则停止充电亮绿灯 Timing C will be started once the charging current is detected below 3A, but if the charging continues for more than 6hours, the charging sill stop immediately and the LED turn to green then;	
3	过压过流保护 OVP and OCP	停止充电闪红灯 Charging stop and red led flashing	当此故障解除后, 需重新插上AC电才能恢复正常。 When the fault is removed, it can't recover until re-plug the AC power.
4	过温保护 Over temperature protection	充电器保护闪红灯 the charger protect and flashes red light	异常移除后可恢复 Recovery after the fault removed
5	充饱关断 Shutdown point after charging full	200±150mA	电流达到关断点后停止充电亮绿灯 When the charging current reach to shutdown point, charging stop and red led turn on
6	电池倒灌保护 Battery recharging ptotection	<2.0mA	充电器不接电时, 电池接上充电器不会打火, 且倒灌电流小于2.0mA When the charger is not powered on, the battery is connected to the charger without firing and the reverse current is less than 2.0 mA

六、安规认证&电磁兼容 Safety & EMC

序号 No.	项目 Item	规格 Spec	备注 Remark
1	安规认证 Safety	GS、CE、CB	GS、CE:EN60335 CB:IEC60335
2	电磁兼容 EMC	CE、FCC	CE:EN55014、EN61000 FCC:Part15

七、安全、可靠性能 Reliability

序号 No.	项目 Item	规格 Spec	备注 Remark
1	绝缘阻抗 Insulation impedance	$\geq 20M\Omega$	输入端与输出端加500VDC电压,60S Add 500DC voltage from primary to secondary for 60sec.
2	绝缘耐压 Withstand voltage	$\geq 3KV_{ac}, \leq 5mA$	输入端与输出端加3KV _{ac} 电压,60S Add 3KV _{ac} voltage from primary to secondary for 60sec.
3	跌落特性 Drop test	80CM高度, 30mm硬木板, 跌三次 Drop onto 30mm thickness hard woodboard from 80cm height, for 3 times	跌落后产品功能无异常, 绝缘特性正常 After the test, the unit performance normal, insulation function normal
4	振动特性 Vibration and Shock	A. 打开充电器外壳, 查看零件面和焊点面是否存在不良; B. 能对电池组进行正常充电。 A. Open the housing, check if appearing any faulty component parts or soldering positions; B. can be a normal charging the battery.	参考IEC publ.68-2-6: ①振幅0.35mm; ②方向: X、Y、Z; ③频率: 10-55HZ; ④时间: 每方向30分钟; Refer to the standard of IEC publ: ①amplitude 0.35mm; ②direction: X、Y、Z; ③frequency:10-55HZ; ④time:30Mins each direction;
5	温度上升 Temperature rise	温度上升 $\leq 40^{\circ}C$ T rise $\leq 40^{\circ}C$	典型环境温度25 $^{\circ}C$ 满负载时, 人手可触及到的充电器表面 With full load, the unit surface under typical temperature 25 $^{\circ}C$.

八、机械结构 Mechanical

序号 No.	项目 Item	规格 Spec	备注 Remark
1	输入AC座 Inlet socket	AC 3PIN	输入连接座 Input Connector
2	输入AC线 AC power cord	欧规三插品字尾电源线 L:1.5M EU 3pin AC plug power cord L:1.5M	详见图1: AC线 See drawing 1
3	输出DC线 DC power cord	3PIN Plug(GC3003)(Cusmade) UL2464 2x17AWG+1x20AWG OD:6.0mm L:1.2M 红"+" 黑"- " 黄"5V" 3PIN Plug(GC3003)(Cusmade) UL2464 2x17AWG+1x20AWG OD:6.0mm L:1.2M Red"+" Black"- " Yellow"5V"	详见图2: DC线 See drawing 2
4	外观尺寸 Dimension	196x99x41.5mm	详见图3: 外观图 See drawing 3
5	摇摆特性 Swing characteristics	摇摆1000次负重200克 Load with 200g swing by 1000cycles	尾卡摇摆角度为±60°,20次/分钟,断线率低于30%,且无外观损伤. SR bend in obverse at rate 20 time/min. and at an angle of ±60°. Disconnection rate of the wire shall be 30% or less.and no abnormality on appearance. DC头摇摆角度为±60°,20次/分钟,断线率低于30%,且无外观损伤. DC cord bend in obverse at rate 20 time/min. and at an angle of ±60°. Disconnection rate of the wire shall be 30% or less.and no abnormality on appearance.
6	线材拉力特性 Cord pulling strength	承重6千克维持60S Load with 6kg for 60secs	目测无外观损坏 No damage on the cord

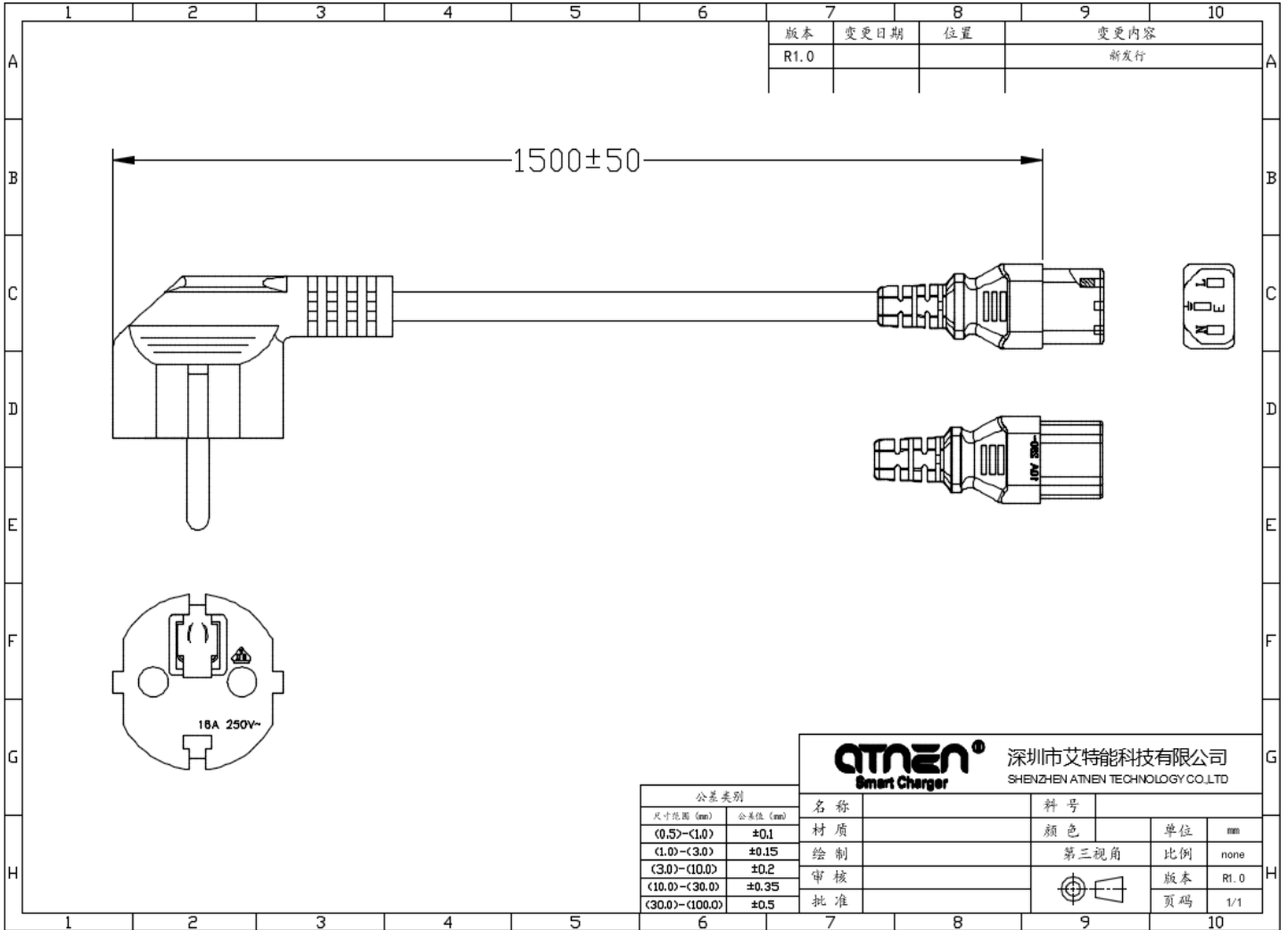


图1：AC线

drawing 1: AC power cord

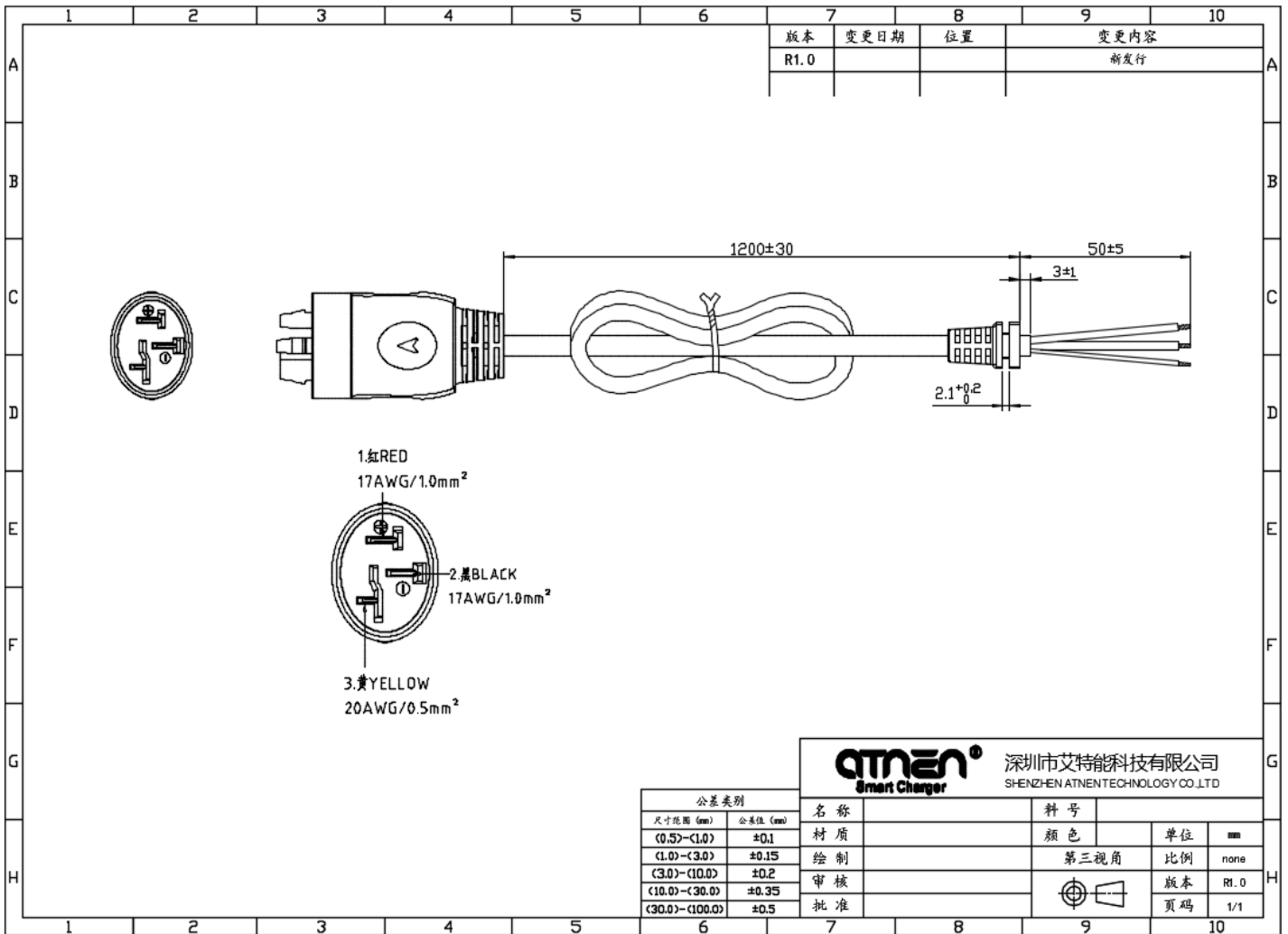


图2：DC线
drawing 2: DC power cord




图3：外观图

drawing 3: dimension

九、外包装

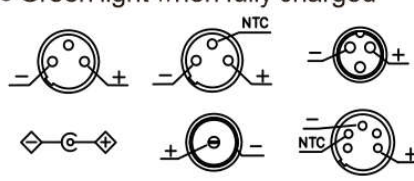
1、标签 Label

50.00 mm

120.00 mm


Li-ion battery charger
 Model: LBC034420060
 Input: 100-240V~, 3.2A(Max.)
 50-60Hz
 Output: 42.0V --- 6.0A


- Red light when charging
- Green light when fully charged




CAUTION
 Use only in dry locations. Risk of injury. Risk of electric shock and fire. Read instruction manual before use.

VORSICHT
 Nur an einem trockenen Ort verwenden. Gefahr von Verletzungen. Gefahr von Stromschlag und Feuer. Bitte vor dem Einsatz das Benutzerhandbuch durchlesen.


www.tuv.com
ID 1111249843







Manufacturer: Shenzhen Atnen Technology Co., Ltd.
 Address: Room 301&401, Building D, No.17, Innovation Industrial Park, Xintian Community, Guanhu Street, Longhua District, Shenzhen, 518110 China
 Made in China
www.szatnen.com

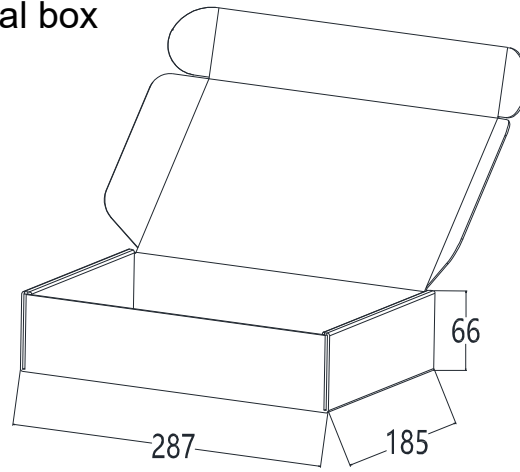
Laser Engraving

2、说明书 Instructions

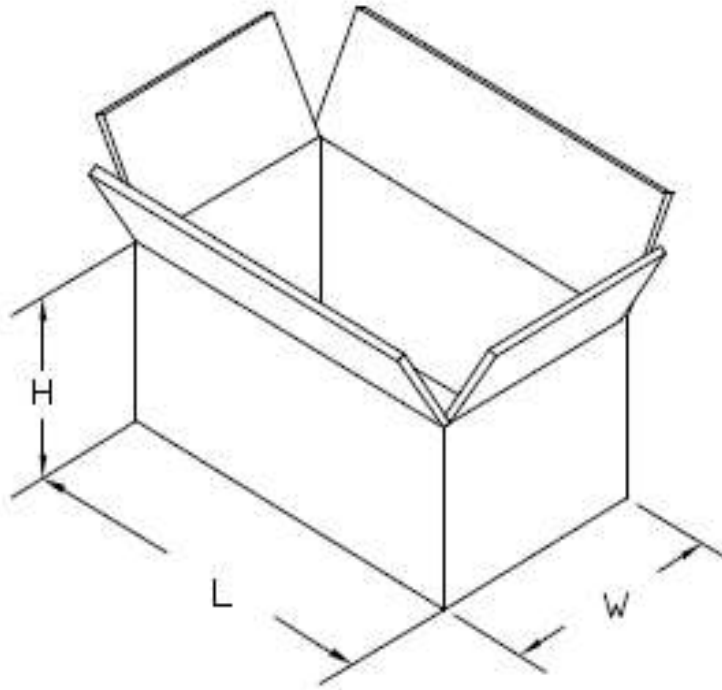
<p>115.0 mm</p>	<p style="text-align: center;">← 150 mm →</p> <p>WARNUNG: explosive Gase . Vor Feuer und Funken schützen . Eine gute Belüftung während der Aufladung gewährleisten .</p> <p>7. Während des Ladens muss sich die Batterie an einem gut belüfteten Ort befinden.</p> <p>8. Kinder können Gefahren, die von elektrischen Geräten ausgehen, nicht richtig einschätzen. Lassen Sie Kinder oder gebrechliche Personen nicht ohne Aufsicht elektrische Geräte benutzen.</p> <p>9. Das Gerät ist nicht für den Gebrauch von Kindern und gebrechliche Personen, oder Personen mit ungenügenden Kenntnissen bestimmt. Es sei denn sie werden beaufsichtigt oder es werden ihnen genügend Anweisungen mitgeteilt. Kinder müssen beaufsichtigt werden, damit sie nicht mit dem Gerät spielen.</p> <p>- Dieses Produkt darf nicht zusammen mit dem normalen Hausmüll entsorgt werden. Sie müssen dieses Produkt an einer ausgewiesenen Sammelstelle zum Recycling von elektrischen oder elektronischen Geräten abliefern.</p> <p>- Durch das separate Sammeln und Recyceln von Abfallprodukten helfen Sie mit, die natürlichen Ressourcen zu schonen und stellen sicher, dass das Produkt in gesundheits- und umweltverträglicher Weise entsorgt wird.</p> <p>- Dieses Gerät kann von Kindern ab 8 Jahren und darüber und Personen mit eingeschränkten physischen, sensorischen oder geistigen Fähigkeiten oder mangelnder Erfahrung und Wissen benutzt werden, wenn sie unter Aufsicht der Anleitung zur Benutzung des Geräts in einer sicheren Weise und zu verstehen, die Gefahren beteiligt.</p> <p>- Kinder dürfen nicht mit dem Gerät spielen.</p> <p>- Reinigung und Wartung durch den Benutzer wird nicht von Kindern ohne Aufsicht durchgeführt werden.</p> <div style="text-align: center;">  </div> <p>www.szatnen.com 4</p>	<p>USER MANUAL</p> <p>Li-ion Battery Charger</p> <p style="font-size: small;">To reduce the risk of fire or electric shock, See instruction manual for use.</p> 
-----------------	---	--

<p>Charging Instructions</p> <ol style="list-style-type: none"> 1. Connect the charger directly to a power source. Never use extension cords. 2. Avoid reverse charging. 3. Do not used for non-rechargeable batteries, as they can overheat and break. 4. The chargers are not intended to charge automobile batteries. 5. Charge only LI-ION type rechargeable batteries. Other types of batteries may burst and causing injury to persons and damage. <p>Important</p> <ol style="list-style-type: none"> 1. The charger is designed for indoor use only. Do not expose it to rain or snow. 2. Misuse other types of batteries may burst causing personal injury and damage. 3. Do not incinerate, disassemble or short circuit batteries. 4. If the performance of the batteries decrease substantially, it is time to replace the batteries. 5. Store the charger in a cool and dry place when not in use. 6. Disconnect the supply before making or breaking the connections to the battery; <p>WARNING: Explosive gases. Prevent flames and sparks. Provide adequate ventilation during charging.</p> <ol style="list-style-type: none"> 7. During charging, the battery must be placed in a Well Ventilated area. 8. Keep electrical appliances out of reach from Children or infirm persons. Do not let them use the appliances without supervision. 9. This appliance is not intended for use by persons (including children) with reduced physical, sensory or mental capabilities, or lack of experience and knowledge, unless they have been given supervision or instruction concerning use of the appliance by a person responsible for their safety. Children should be supervised to ensure that they do not play with the appliance. 10. The outlet jack of this battery charger is corrected connected to the intended used appliance. 11. If the supply cord is damaged, it must be replaced by the manufacturer, its service agent or similarly qualified persons in order to avoid a hazard. <p style="text-align: center;">2</p>	<p>- This product must not be disposed together with the domestic waste. This product has to be disposed at an authorized place for recycling of electrical and electronic appliances.</p> <p>- By collecting and recycling waste, you help save natural resources, and make sure the product is disposed in an environmental friendly and healthy way.</p> <p>- This appliance can be used by children aged from 8 years and above and persons with reduced physical, sensory or mental capabilities or lack of experience and knowledge if they have been given supervision or instruction concerning use of the appliance in a safe way and understand the hazards involve.</p> <p>- Children shall not play with the appliance.</p> <p>- Cleaning and user maintenance shall not be made by children without supervision.</p> <hr style="border-top: 1px dashed black;"/> <p>Anweisung zum Aufladen</p> <ol style="list-style-type: none"> 1. Das Gerät sollte direkt an eine Spannungsversorgung angeschlossen werden, es sollte niemals ein Verlängerungskabel benutzt werden. 2. Legen Sie die Batterien nicht falsch ein. 3. Laden Sie keine nicht-wiederaufladbare Batterie auf, da diese überhitzen und aufbrechen können. 4. Das Gerät darf keine Fahrzeugbatterien aufladen. <p>Wichtig</p> <ol style="list-style-type: none"> 1. Das Gerät ist nur für den Gebrauch in Innenräumen bestimmt, es sollte niemals Regen ausgesetzt werden. 2. Andere Typen von Batterien könnten explodieren, dies könnte zu Verletzungen bei Personen und zu Sachbeschädigungen führen. 3. Die Batterien dürfen niemals verbrannt, auseinandergelöst und kurz angeschlossen werden. 4. Wenn sich die Leistung der Batterien wesentlich verringert, ist es die Zeit, die Batterien zu ersetzen. 5. Bewahren Sie das Ladegerät an einem kühlen und trockenen Ort auf, wenn es nicht benötigt wird. 6. Trennen Sie das Gerät vom Netz, bevor Sie die Batterien ins Gerät setzen oder aus dem Gerät entfernen. <p style="text-align: center;">3</p>
--	--

3、主体盒 Individual box



4、主体箱 Carton box



5、包装方式 Packing way

	长 Length	宽Width	高Height
尺寸Size (cm)	59.5cm	39.0cm	35.0cm
公差Tolerance	±5		
数量QTY(pcs)	20pcs		
毛重G.W.(Kg)			