



## Yuasa Technisches Datenblatt

### Yuasa YBX7096 - YBX7000 EFB Start Stop Plus Batterien

\* Due to unprecedented demand following the easing of COVID-19 lockdown measures, this product may be supplied without a state of charge indicator and not conform to the level of roll over protection advertised. Product performance and quality are not affected by this. Please check battery labels for specification details.

#### Leistung

Spannung 12V  
 Kapazität 20 Std (vorgegeben) 75Ah  
 Kaltstartstrom (A) EN1 700A

#### Abmessungen

Länge 278mm  
 Breite 175mm  
 Höhe 190mm

#### Maße und Gewichte

Durchschnittliches Gewicht inkl. Säure 19.3kg



#### Gehäuseeigenschaften

Gehäusotyp L3 DIN EFB  
 Batteriehalter B3  
 Ladezustandsanzeige ✓  
 Tragegriffe ✓  
 Entgasung ✓  
 Deckeltyp SMF doppelwandige Deckelkonstruktion

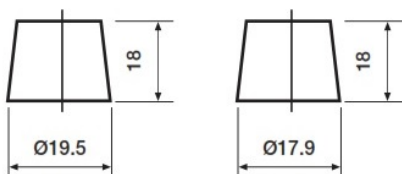
#### Technologie

Flammschutz ✓  
 Technologie Ca/Ca  
 Adskiller PE  
 VDA Überschlagentest ✓  
 Empfohlener Ladestrom 4A  
 Performance Marking W3-C2-V3-M1

#### Anschlusspol Typ

##### T1

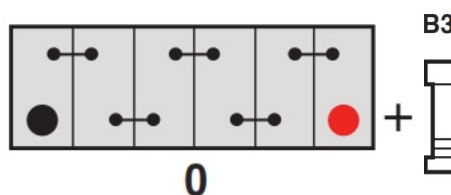
Standard DIN Post



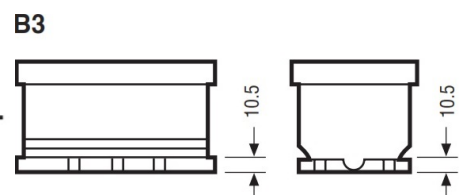
Positive Terminal

Negative Terminal

#### Zellenanordnung



#### Batteriehalter



Datenblatt erstellt am 15/05/2024 - E&EO



## Yuasa Technical Data Sheet

### Yuasa YBX7096 - YBX7000 EFB Start Stop Plus Batteries

\* Due to unprecedented demand following the easing of COVID-19 lockdown measures, this product may be supplied without a state of charge indicator and not conform to the level of roll over protection advertised. Product performance and quality are not affected by this. Please check battery labels for specification details.

#### Performance

Voltage	12V
Capacity (20-hour)	75Ah
Cold Cranking Amps (EN1)	700A

#### Dimensions

Length	278mm
Width	175mm
Height	190mm

#### Weights & Measures

Mean Weight with Acid	19.3kg
-----------------------	--------



#### Container Features

Case Type	L3 DIN EFB
Hold Down	B3
State of Charge Indicator	✓
Handles	✓
End Venting	✓
Lid Type	SMF Double Lid

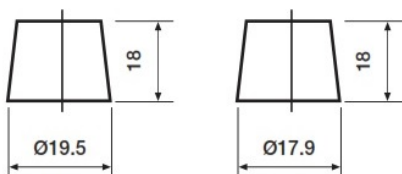
#### Technology

Flame Arrestor Technology	✓
Separator	Ca/Ca
VDA Roll Over Test	PE
Recommended Charge Rate	✓
Performance Marking	4A
	W3-C2-V3-M1

#### Terminal Type

##### T1

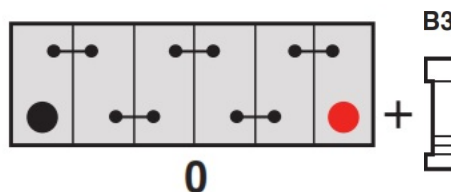
Standard DIN Post



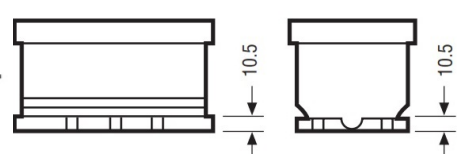
Positive Terminal

Negative Terminal

#### Cell Assembly Layout



#### Battery Hold-down



Data Sheet generated on 15/05/2024 - E&OE