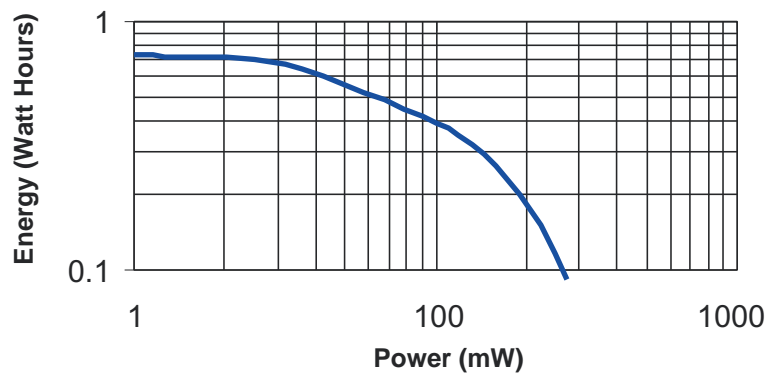
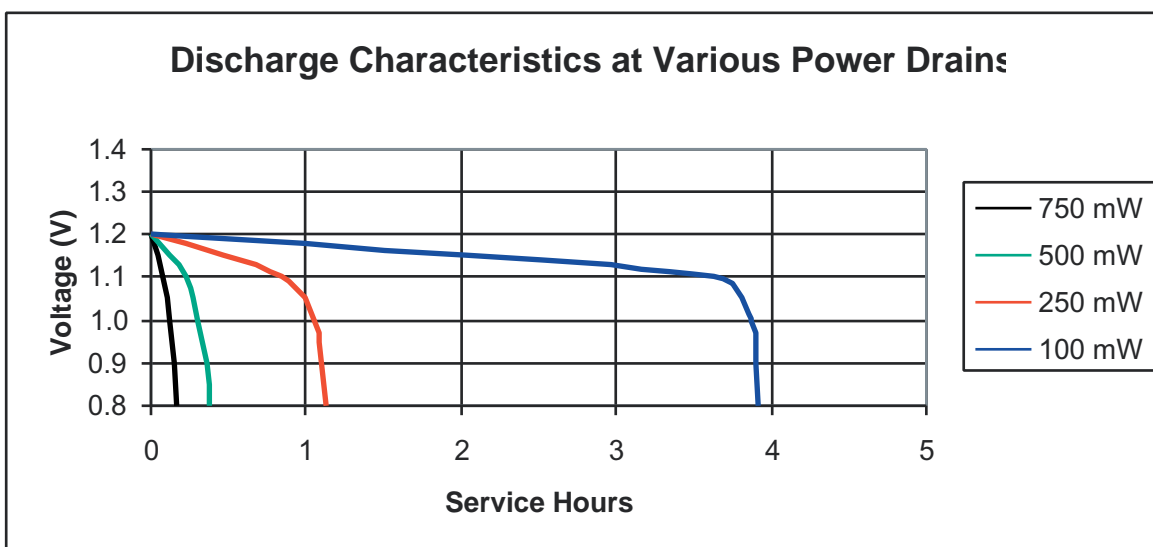


<b>Nominal Voltage:</b>	1.5 V
<b>Nominal Internal Impedance:</b>	240 m-ohm @ 1KHz
<b>Nominal Weight:</b>	6.0 g
<b>Nominal Volume:</b>	2.02 cm. <sup>3</sup>
<b>Terminals:</b>	Flat
<b>Operating Temp. Range:</b>	-20°C to 54°C
<b>NEDA / ANSI:</b>	25A
<b>IEC:</b>	LR8D425

**Delivered Energy vs Power Drain**  
**@20° C to 1.0 Volts**

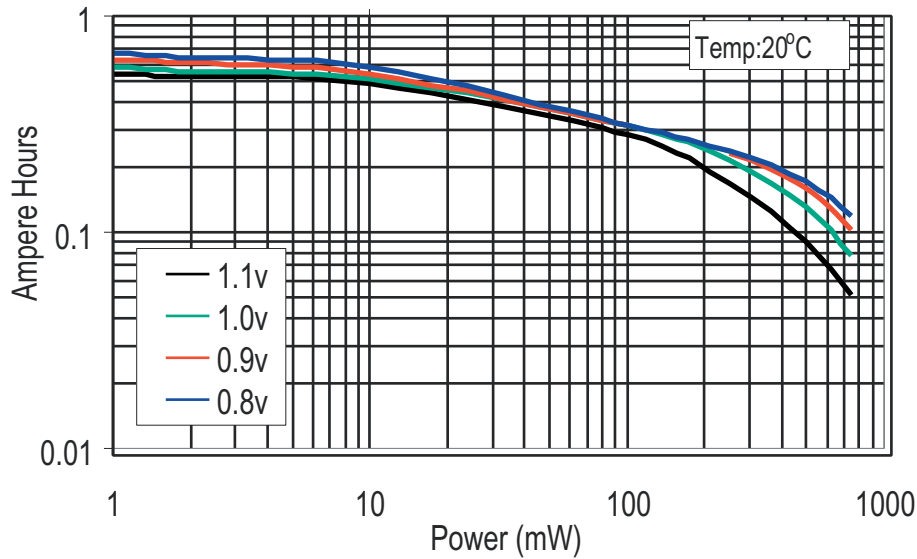


**Discharge Characteristics at Various Power Drains**

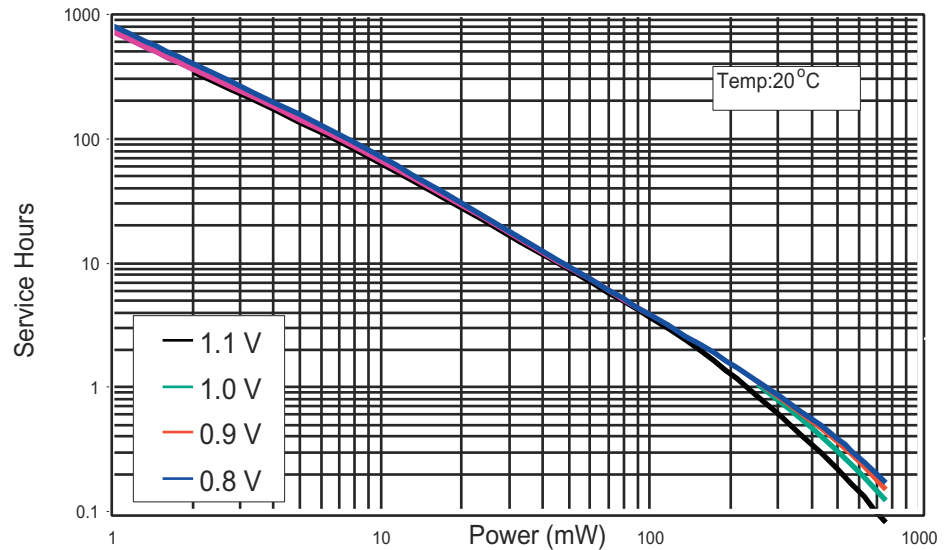


\* Delivered capacity is dependent on the applied load, operating temperature and cut-off voltage. Please refer to the charts and discharge data shown for examples of the energy / service life that the battery will provide for various load conditions.

Delivered Capacity vs Power Drain At Various Cut-off Voltages



Service Hours vs Power Drain



**DURACELL<sup>®</sup>**  
BATTERIES

Berkshire Corporate Park  
Bethel, CT 06801 U.S.A.  
Telephone: Toll-free 1-800-544-5454  
Internet: www.duracell.com

\* Delivered capacity is dependent on the applied load, operating temperature and cut-off voltage. Please refer to the charts and discharge data shown for examples of the energy / service life that the battery will provide for various load conditions.